



LTF Series

**Designed for ease of servicing.
Access to tank interior is not necessary**

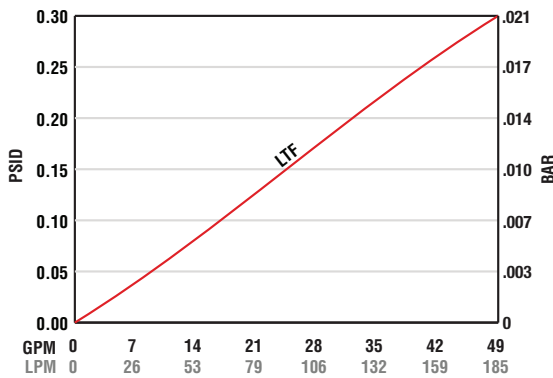
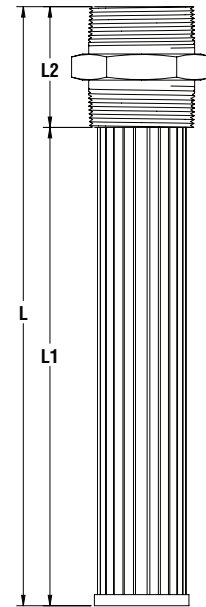
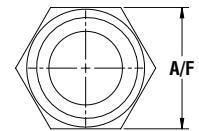
Specifications

- Flows up to 50 GPM (180 CPM)
- Cast iron bushing
- Perforated steel support tubes
- 100 mesh stainless steel pleated elements
- Filter area 135 sq. in. (870 cm²)

Options

- No bypass or 5 P.S.I. bypass
- 30, 60, 200 mesh available upon to request

Optional Relief Valve Shown

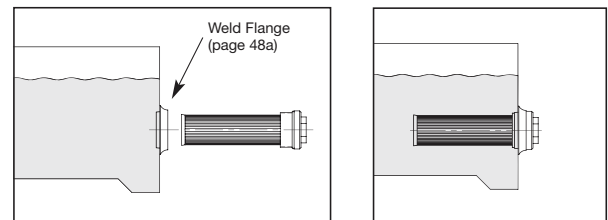



Strainer Ordering Code

LTF - 32-32 - R3 - 100

SERIES LTF	SIZE 32-32	BYPASS OMIT NO BYPASS R3 3 PSI BYPASS R5 5 PSI BYPASS	MESH 100 100 MESH (STANDARD) 30 30 MESH 60 60 MESH 200 200 MESH
----------------------	----------------------	---	--

Temperature 100° F Viscosity 150 SUS
Average pressure drop through clean assembly



Mounting Details:
Mount through sidewall or through tank top and into standpipe.

See Technical Bulletin TB.FIL17.708, TB.FIL19.811, or further information at (Technical Data – www.lenzinc.com)